

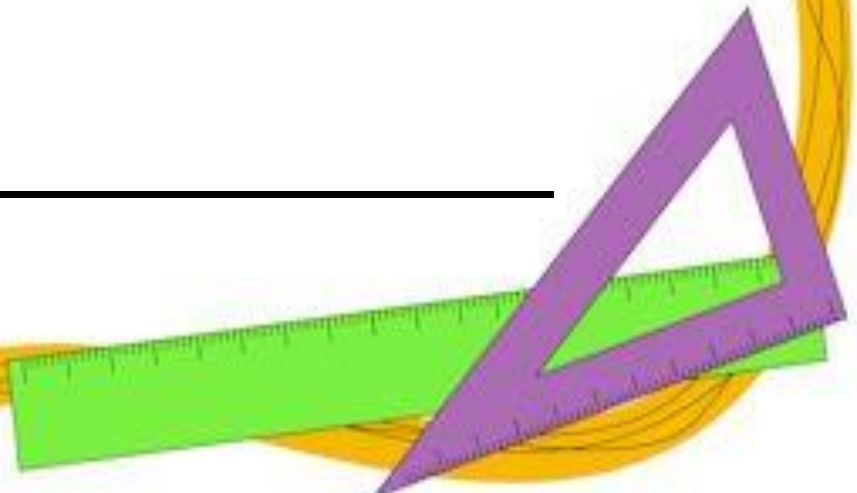
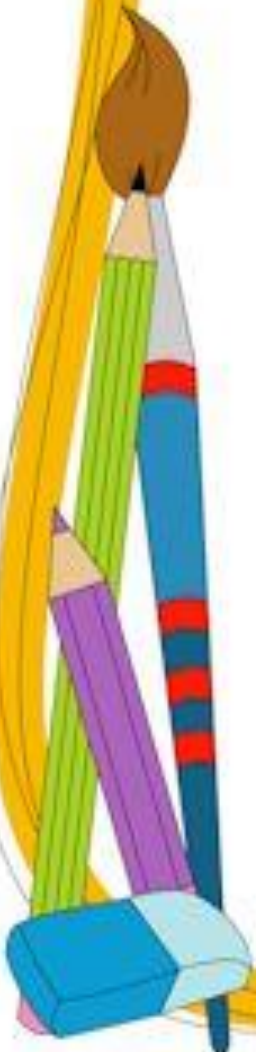


# Parent Support Booklet



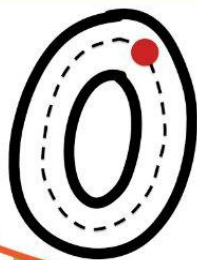
## Reception

Name: \_\_\_\_\_



# Number Formation Rhymes

Free Printable at [TeachingMama.org](http://TeachingMama.org)



Around and around  
And around we go...  
When we get home we have a zero.



© teachingmama.org



Number 1 is like a stick.  
A straight line that is very quick.



© teachingmama.org



Around and back on the railroad track.  
Two, two, Two, two!



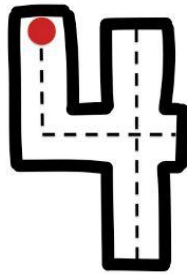
© teachingmama.org



Around a tree,  
Around a tree.  
That's the way to make a three!



© teachingmama.org



Down and over,  
Down once more.  
That's the way to make a four!



© teachingmama.org



Straight line down,  
Then around.  
Hat on top  
And five's a clown!



© teachingmama.org



Make a curve.  
Then make a loop.  
There are no tricks to make a six!



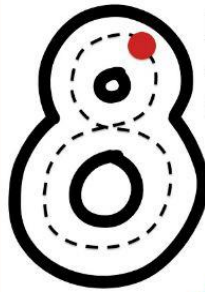
© teachingmama.org



Across the sky  
And down from heaven.  
That's the way to make a seven!



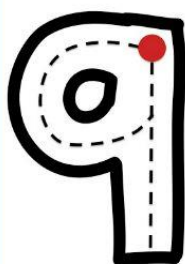
© teachingmama.org




Make an S  
And do not wait.  
Go back up  
And that's an eight!



© teachingmama.org













A loop and a line,  
That makes a nine!



Straight line down,  
Then around with a grin.  
That's the way To make a ten!



	1	1	1	1	1
	2	2	2	2	2
	3	3	3	3	3
	4	4	4	4	4
	5	5	5	5	5
	6	6	6	6	6
	7	7	7	7	7
	8	8	8	8	8
	9	9	9	9	9
	10	10	10	10	10



# Rhymes for letter formation - taken from Read Write Inc.

<p>a</p>  <p>Around the apple and down the leaf.</p>	<p>b</p>  <p>Down the laces to the heel and around the toe.</p>	<p>c</p>  <p>Curl around the caterpillar.</p>	<p>d</p>  <p>Around the dinosaurs bottom, up his tall neck &amp; down to his toes.</p>	<p>e</p>  <p>Lift off the top and scoop out the egg.</p>	<p>f</p>  <p>Down the stem and draw the leaves.</p>
<p>g</p>  <p>Around the girls face, down her hair and give her a curl.</p>	<p>h</p>  <p>Down the head, to his hooves and over his back.</p>	<p>i</p>  <p>Down the body and dot for the head.</p>	<p>j</p>  <p>Down his body, curl, dot for his head.</p>	<p>k</p>  <p>Down the kangaroo's body tail and leg.</p>	<p>l</p>  <p>Down the long leg.</p>
<p>m</p>  <p>Down Maisie, mountain, mountain.</p>	<p>n</p>  <p>Down Nobby and over his net.</p>	<p>o</p>  <p>All around the orange.</p>	<p>p</p>  <p>Down the pirates plait and around his face.</p>	<p>qu</p>  <p>Round her head, up past her earring, down her hair, and flick.</p>	<p>r</p>  <p>Down the robots back and curl over his arm.</p>
<p>s</p>  <p>Slither down the snake.</p>	<p>t</p>  <p>Down the tower, across the tower.</p>	<p>u</p>  <p>Down and under, up to the top and draw the puddle.</p>	<p>v</p>  <p>Down a wing, up a wing.</p>	<p>w</p>  <p>Down, up, down, up.</p>	<p>x</p>  <p>Down the arm and leg, repeat the other side.</p>
<p>y</p>  <p>Down a horn, up a horn and under head.</p>	<p>z</p>  <p>Zig-zag-zig.</p>				

Aa Bb Cc Dd Ee Ff Gg

Hh Ii Jj Kk Ll Mm Nn

Oo Pp Qq Rr Ss Tt Uu

Vv Ww Xx Yy Zz

## Cursive Lower Case Letters

a b c d e

f g h i j k

l m n o p

q r s t u

v w x y z

# Cursive Letter Formation

a b c d e f g h i

j k l m n o p q r

s t u v w x y z



I CAN write my

NAME